

ENGINEERED TO BE BETTER

BATTERY POWER SENSOR TAP - WALL MOUNTED

The Australian designed and manufactured, **AutoAqua S38 Wall - Std** Battery Power Sensor Tap is suitable for a range of hand washing applications, particularly in public commercial areas that experience high traffic and therefore high usage, meaning conservation of water is of paramount importance. The 6-star WELS rating ensures hygienic bathroom environments for users, delivered economically and in an environmentally sensitive fashion.

The robust construction is complemented with an array of features ensuring consistent performance. The ability to self-range to its environment, the hygienic self-flush performed every 24 hours, the extra long life battery module, coupled with its sleek design are just some of what sets apart the **AutoAqua S38 Wall - Std** Battery Power Sensor Tap from similar models in the market.

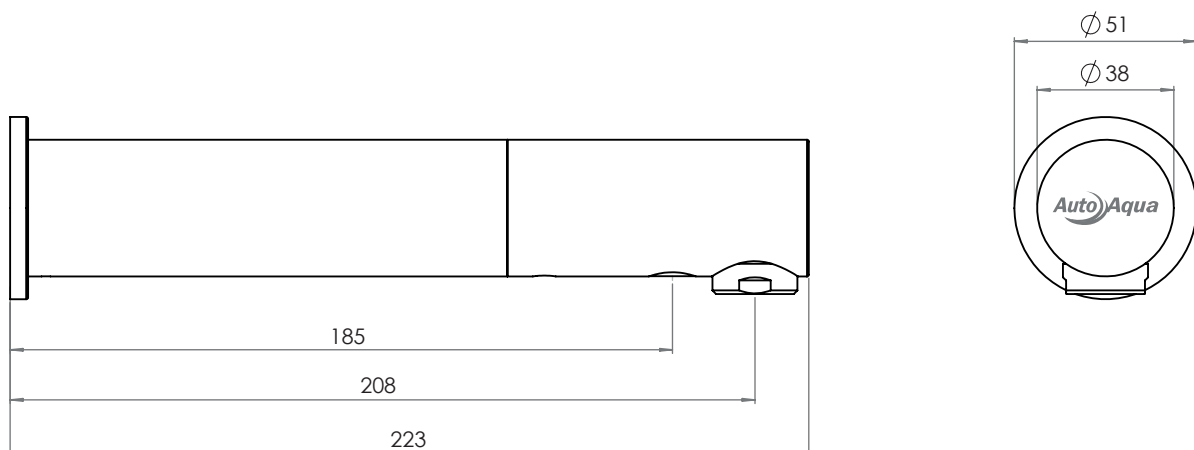
FEATURES

- Operating range self-initialisation
- 4 - 5 year standard battery life in normal operating conditions
- Spray type flow controller for economical water usage
- Auto Hygienic Self Flush every 24 hours
- Dual stage water filters to avoid solenoid blockages
- Optional remote control for adjustment from factory settings



Order Code: 100-0193

TYPICAL DIMENSIONS



Every effort is made to ensure specifications are correct at the time of printing. AutoFlo Pty Ltd reserves the right to make changes without prior notice. All measurements shown are in millimetres.

Proudly distributed by



ENGINEERED TO BE BETTER

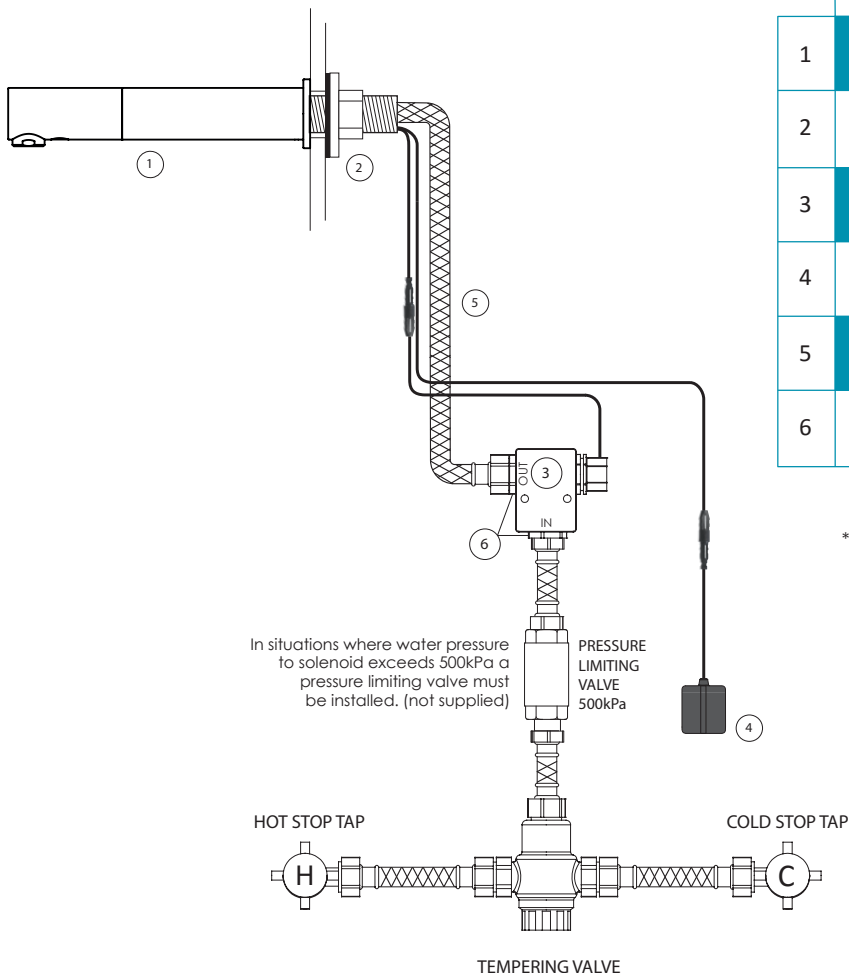
BATTERY POWER SENSOR TAP - WALL MOUNTED

TECHNICAL SPECIFICATIONS

- TAP BODY - Solid brass chrome plated
- SENSOR RANGE - 120mm factory set
- OPERATING SUPPLY - 6v Battery Module
- OPERATING PRESSURE - 50 to 500kPa
- RUN TIME - Continuous 2 minutes max.
- FLOW RATING - 3.5 litres per minute
- SOLENOID - Latching/soft closing, brass body
- MAX TEMPERATURE - 50°C



TYPICAL INSTALLATION



COMPONENTS SUPPLIED

Item Code	Description
1	300-5120 S38 Wall - Std body with sensor
2	300-5122 S38 Wall mounting kit
3	300-0110 6V Solenoid Valve
4	300-0202 6V Battery Module
5	600-0147 M10 to 1/2" BSP flex 500mm (1)
6	600-0133 1/2" BSP M/M nipple C/P (2)

*Mains version available. Order Code: 100-0194

*Surface finish variations available on special order
Conditions Apply



Autoflo Pty Ltd
www.autoflo.com.au

Proudly distributed by



DESIGNED AND MANUFACTURED IN AUSTRALIA TO WORLD STANDARD

ENGINEERED TO BE BETTER

MAINS POWER SENSOR TAP - WALL MOUNTED

The Australian designed and manufactured, **AutoAqua S38 Wall - Std** Mains Power Sensor Tap is suitable for a range of hand washing applications, particularly in public commercial areas that experience high traffic and therefore high usage, meaning conservation of water is of paramount importance. The 6-star WELS rating ensures hygienic bathroom environments for users, delivered economically and in an environmentally sensitive fashion.

The robust construction is complemented with an array of features ensuring consistent performance. The ability to self-range to its environment, the hygienic self-flush performed every 24 hours, the capability for multiple tap installations from one power source, coupled with its sleek design are just some of what sets the **AutoAqua S38 Wall - Std** Mains Power Sensor Tap apart from similar models in the market..

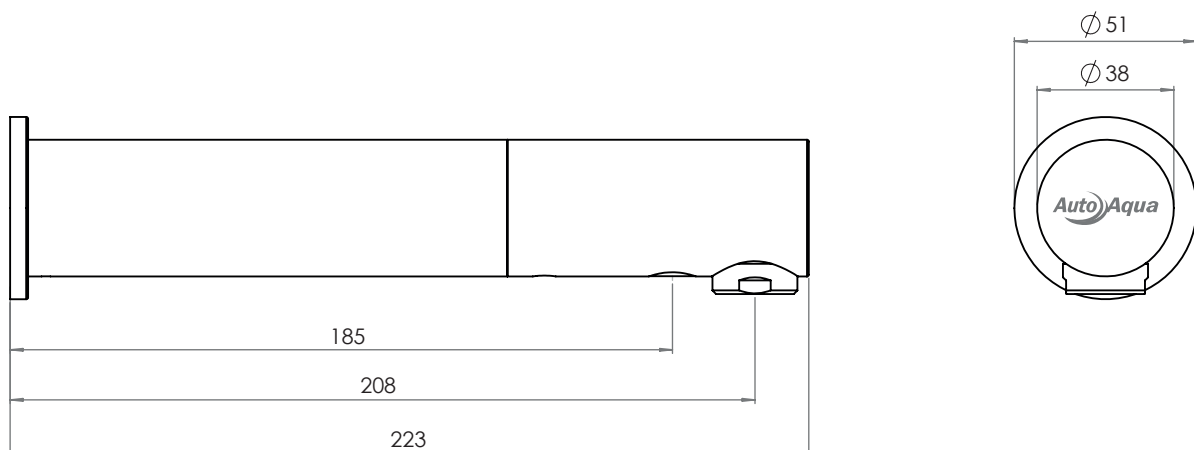
FEATURES

- Operating range self-initialisation
- Accessories available for multiple tap installations from one power source
- Spray type flow controller for economical water usage
- Auto Hygienic Self Flush every 24 hours
- Dual stage water filters to avoid solenoid blockages
- Optional remote control for adjustment from factory settings



Order Code: 100-0194

TYPICAL DIMENSIONS



Every effort is made to ensure specifications are correct at the time of printing. AutoFlo Pty Ltd reserves the right to make changes without prior notice. All measurements shown are in millimetres.

Proudly distributed by



ENGINEERED TO BE BETTER

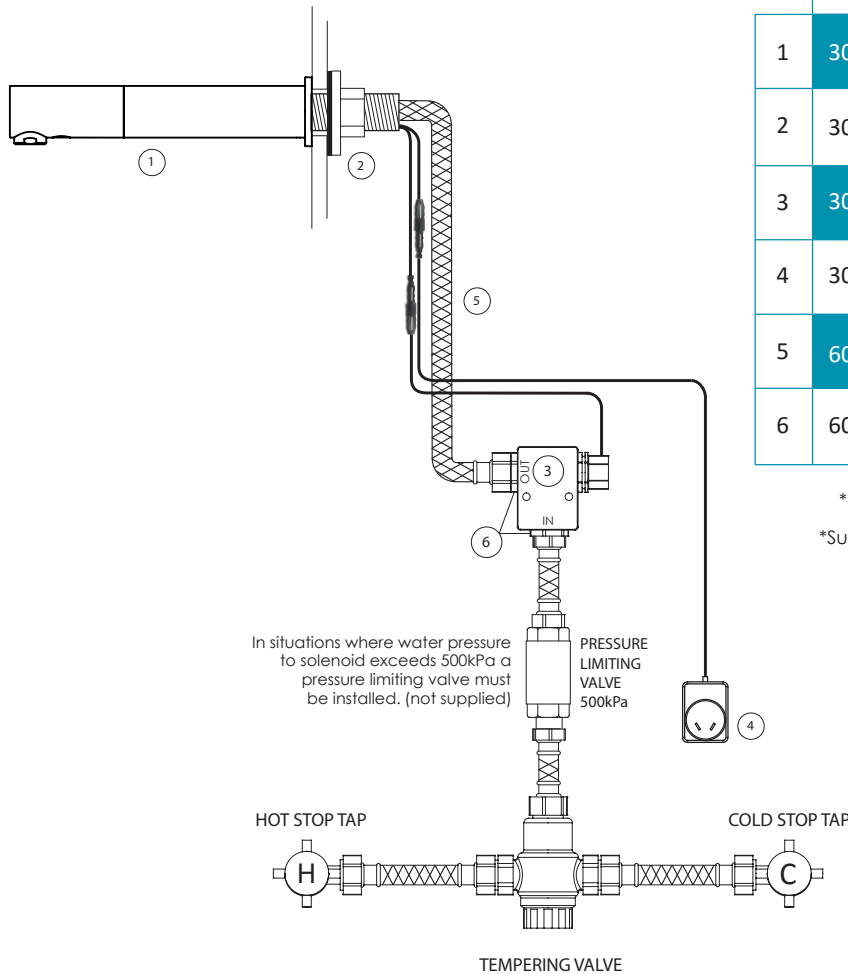
MAINS POWER SENSOR TAP - WALL MOUNTED

TECHNICAL SPECIFICATIONS

- TAP BODY - Solid brass chrome plated
- SENSOR RANGE - 120mm factory set
- OPERATING SUPPLY - 6v Power Pack
- OPERATING PRESSURE - 50 to 500kPa
- RUN TIME - Continuous 2 minutes max.
- FLOW RATING - 3.5 litres per minute
- SOLENOID - Latching/soft closing, brass body
- MAX TEMPERATURE - 50°C



TYPICAL INSTALLATION



COMPONENTS SUPPLIED

	Item Code	Description
1	300-5120	S38 Wall - Std body with sensor
2	300-5122	S38 Wall mounting kit
3	300-0110	6V Solenoid Valve
4	300-0208	6V Power Pack
5	600-0147	M10 to 1/2" BSP flex 500mm (1)
6	600-0133	1/2" BSP M/M nipple C/P (2)

*Battery version available. Order Code: 100-0193

*Surface finish variations available on special order
Conditions Apply



Autoflo Pty Ltd
www.autoflo.com.au

Proudly distributed by



DESIGNED AND MANUFACTURED IN AUSTRALIA TO WORLD STANDARD